

Engineering Specification


Job Name _____
 Job Location _____
 Engineer _____
 Approval _____

Contractor _____
 Approval _____
 Contractor's P.O. No. _____
 Representative _____

LI-LT Series Stainless Steel Lint Trough Specification

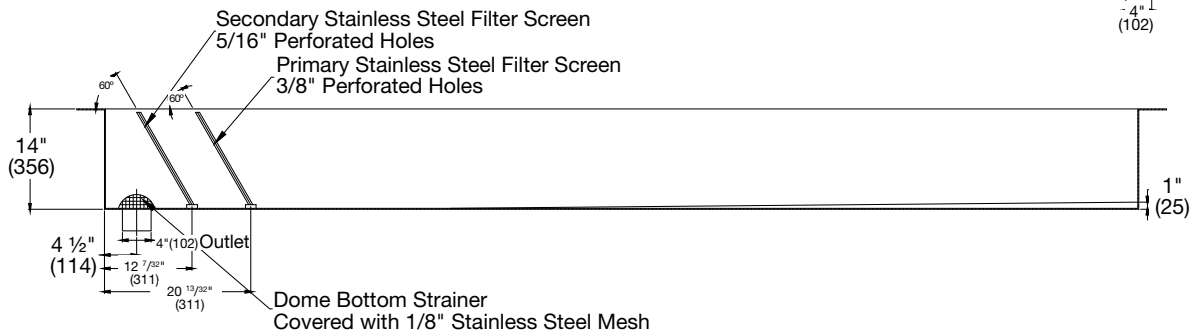
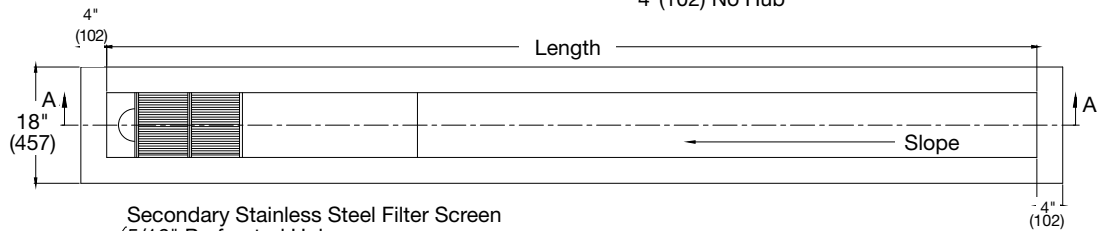
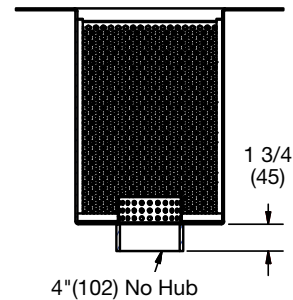
Watts LI-LT Series Type 304 stainless steel lint trough with removable stainless steel filter screens, perforated stainless steel dome bottom strainer, and 4" no hub bottom outlet.

Call customer service if you need assistance with technical details.



Model No.	Order No.	Length
LI-4-LT	8189401	4'
LI-8-LT	8189776	8'
LI-12-LT	8189161	12'

Options	
Suffix	Description
-316	Type 316L Stainless Steel



NOTICE

The information contained herein is not intended to replace the full product installation and safety information available or the experience of a trained product installer. You are required to thoroughly read all installation instructions and product safety information before beginning the installation of this product.

Watts product specifications in U.S. customary units and metric are approximate and are provided for reference only. For precise measurements, please contact Watts Technical Service. Watts reserves the right to change or modify product design, construction, specifications, or materials without prior notice and without incurring any obligation to make such changes and modifications on Watts products previously or subsequently sold.

