

Job Name _____

Contractor _____

Job Location _____

Approval _____

Engineer _____

Contractor's P.O. No. _____

Approval _____

Representative _____

LEAD FREE*

Series LF6/P6 MIDI Check Valves

The Series LF6 will perform all functions of a swing check or vertical lift check valve efficiently and quietly. These are not suggested for installation in sewage ejector piping. The LF6/P6 features Lead Free* construction to comply with Lead Free* installation requirements. Series P6 is a 1/4" NPT plastic check valve.

Features

Series LF6

- Installation in horizontal or vertical position
- Positive back stop
- Lead Free* copper silicon alloy body

Series P6

- Plastic check valve
- Low pressure drop; low opening pressure
- Full flow capabilities
- Elastomer seat
- Corrosion-resistant
- NSF approved grade acetal body

Applications

General Industrial and Plumbing

OEM applications

⚠ WARNING

Do not use for reciprocating air compressor service.

Pressure - Temperature

Series 6

Pressure: 200 psi (13.8 bar)

Maximum temperature: 180°F (82° C)

Series P6

Pressure: 235 psi (16.2 bar)

Maximum temperature: 150°F (66° C)

Series LF6



1/4" - 3/8" Watts LF6



1/2" - 1" Watts LF6

Watts P6 Series



Female x Female Watts P6



Unique Positive Check Module

NOTICE

The information contained herein is not intended to replace the full product installation and safety information available or the experience of a trained product installer. You are required to thoroughly read all installation instructions and product safety information before beginning the installation of this product.

NOTICE

Inquire with governing authorities for local installation requirements

*The wetted surface of this product contacted by consumable water contains less than 0.25% of lead by weight.

Watts product specifications in U.S. customary units and metric are approximate and are provided for reference only. For precise measurements, please contact Watts Technical Service. Watts reserves the right to change or modify product design, construction, specifications, or materials without prior notice and without incurring any obligation to make such changes and modifications on Watts products previously or subsequently sold.

WATTS®

Sizes – Connections

NPT threaded connections

Series 6

Female X Female only

Sizes: 1/4", 3/8", 1/2", 3/4", 1"

Series P6

Sizes: 1/4"

To order P6 check valves, use the following:

01 for F x F (female x female)

02 for M x F (male x female)

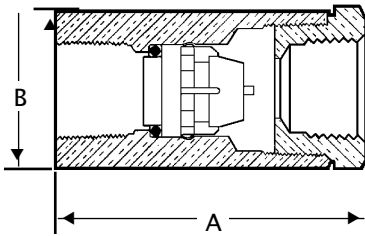
Example: 1/4" P6-02

Cv RATING

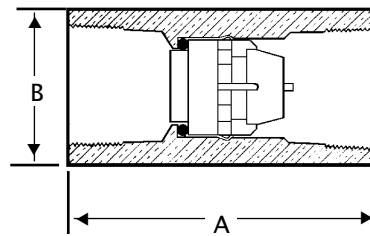
SIZE	MODEL	ORIFICE		Cv.
		in.	mm	
1/4	LF6	3/8	10	5.9
3/8		3/8	10	5.9
1/2		3/8	10	5.9
3/4		1/2	13	11.5
1		5/8	16	17.2
1/4	P6	3/8	10	5.9

Dimensions – Weights

LF6 – Sizes: 1/4" – 3/8"

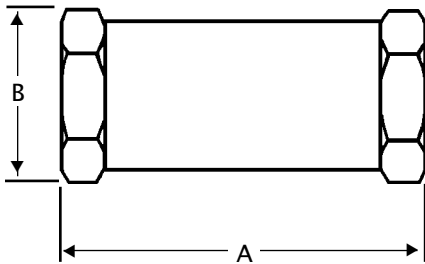


LF6 – Sizes: 1/2" – 1"

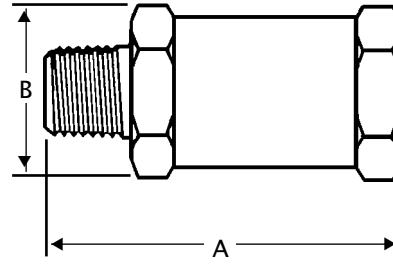


Direction of Flow →

1/4" LFP6-01 – Female x Female



1/4" LFP6-02 – Male x Female



SIZE	MODEL	DIMENSIONS				WEIGHT	
		A		B		lbs.	kgs.
in.		in.	mm	in.	mm		
1/4	LF6	2	50	1	25	.31	.14
3/8		2	50	1	25	.31	.14
1/2		2	50	1	25	.31	.14
3/4		2 1/2	64	1 1/4	32	.63	.28
1		3	76	1 1/2	38	.88	.40
1/4	LFP6 (01/02)	2 1/8	54	1	25	.31	.14



USA: T: (978) 689-6066 • F: (978) 975-8350 • Watts.com

Canada: T: (905) 332-4090 • F: (905) 332-7068 • Watts.ca

Latin America: T: (52) 81-1001-8600 • Watts.com