

Engineering Specification

Job Name _____

Contractor _____

Job Location _____

Approval _____

Engineer _____

Contractor's P.O. No. _____

Approval _____

Representative _____

LEAD FREE*

Series IBR In-Building Risers Customizable


Size: 4" – 12"

Series IBR In-Building Risers are used to connect the main fire supply to the building overhead fire system. The fitting passes under the foundation without joints and extends up through the floor. Provided with installation tabs, the unit has a CIPS (Cast Iron Pipe Size) coupler for easy connection to the underground supply (AWWA C900 PVC and Ductile Iron Pipe) and industry standard grooved-end connection (AWWA C606) on the building side for easy connection to the overhead fire sprinkler system. The IBR features Lead Free* construction to comply with Lead Free* installation requirements. Note: 12" Risers are not 3rd Party Approved, please contact your local municipality for State Code and Installation requirements.

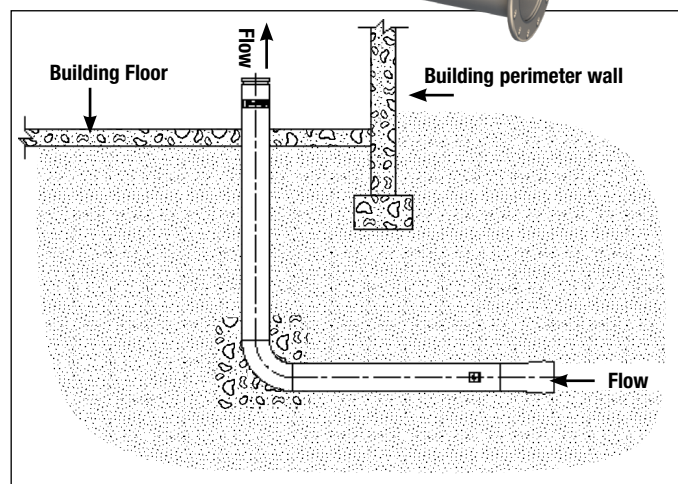
Ames In-Building Risers are precision engineered and manufactured to provide exceptional reliability and reduce installation time and labor costs associated with field assembly. In accordance with NFPA 24, the UL Listed and FM Approved In-Building Risers replace numerous fittings, elbows, and spools, and reduce the possibility of leaks or failure in comparison to traditional installation methods and materials. Factory tested integrity ensures the highest quality installation. The use of stainless steel significantly increases the reliability and life of the riser.

Features

- Cost savings
- Corrosion resistant stainless steel construction, Type 304
- Ease of installation and light weight allows one person to position and handle the riser
- Minimal site preparation; joint restraint one-piece construction reduces time and labor; no missing parts, no leaks; easily identifiable for approvals
- Includes Test Cap and Coupler
- UL Listed, FM Approved, NSF Certified
- Sizes: available 4" – 12" diameter in 6'x6' standard dimensions. Custom horizontal and vertical lengths available 3'-20'.
- 12" Risers are not 3rd Party Approved, please contact your local municipality for State Code and Installation requirements.
- Designed to meet NFPA 24
- AWWA C900 Inlet/DIP
- AWWA C606 Outlet
- NSF Approved for potable water supply



6'x6' standard length
(custom lengths from 3' – 20' available)



NOTICE

Inquire with governing authorities for local installation requirements.

*The wetted surface of this product contacted by consumable water contains less than 0.25% of lead by weight.

Ames Fire & Waterworks product specifications in U.S. customary units and metric are approximate and are provided for reference only. For precise measurements, please contact Ames Fire & Waterworks Technical Service. Ames Fire & Waterworks reserves the right to change or modify product design, construction, specifications, or materials without prior notice and without incurring any obligation to make such changes and modifications on Ames Fire & Waterworks products previously or subsequently sold.

AMES
FIRE & WATERWORKS
A WATTS Brand

Specification

In-Building Riser shall be installed as indicated on the plans. Riser shall be composed of a single extended 90 degree fitting of fabricated ASTM A312 304 stainless steel tubing, maximum working pressure 200 psi (14 bar). The fitting shall have a grooved-end connection on the outlet (building) side and a CIPS coupler on the inlet (underground) side. The grooved end shall include a coupler and cap to facilitate testing of the underground piping. The In-Building Riser shall be an Ames Fire & Waterworks Series IBR.

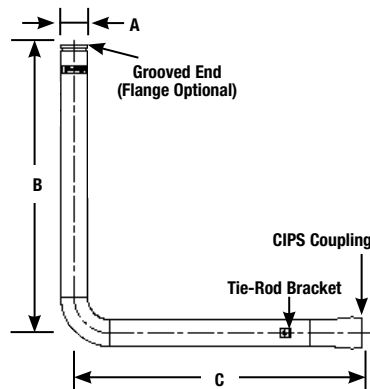
Approvals

Fittings FM Class 1920
UL HKQA (4"-10")



Note: 12" Risers are not 3rd Party Approved, please contact your local municipality for State Code and Installation requirements.

Dimensions – Weights



SIZE	DIMENSIONS				WEIGHT	
	A (OD)		B		C	
	in.	mm	ft	cm	ft	cm
4	4½	114	6	183	6	183
4	4½	114	8'-6"	183	6	183
4	4½	114	9	274	6	183
4	4½	114	5	152	7	213
6	6¾	168	6	183	6	183
6	6¾	168	8'-6"	259	6	183
6	6¾	168	9	274	6	183
6	6¾	168	5	152	7	213
8	8¾	219	6	183	6	183
8	8¾	219	8'-6"	259	6	183
8	8¾	219	9	274	6	183
8	8¾	219	5	152	7	213
10	10¾	273	6	183	6	183
10	10¾	273	9	274	6	183
10	10¾	273	5	152	7	213
12	12¾	324	6	183	6	183

**Each B (vertical) and C (horizontal) leg is customizable from 3' to 20' with UL Listed and FM Approved compliance. Consult with your factory representative for details.



A WATTS Brand

Pipe

Meets AWWA C220

Standards

NFPA — Designed to allow the contractor to conform to NFPA 24.

Where a riser is close to building foundations, underground fittings of proper design and type shall be used to avoid pipe joints being located under the foundations.

End Connections

Horizontal End: Mates with Ductile Iron Pipe and AWWA C900 Pipe (PVC Pipe with Ductile Iron Pipe equivalent outside diameters).

Utilizes gasket conforming to UL 157 with “Lock in” gasket configuration.

SIZE	MATING PIPE OD	
	in.	mm
4	4.8	122
6	6.9	175
8	9.1	230
10	11.1	282

Vertical End

Meets AWWA C-606 dimensions for roll grooved pipe
Meets AWWA C-207 Class D for flanges.

Ratings

Meets AWWA C-900 pressure class 200, DR 14 Pipe.

Testing

Welds are 100% leak tested at the factory.

SIZE	DESIGN PROOF PRESSURE	
	psi	bar
4	1000	70
6	1000	70
8	800	56
10	800	56

NOTICE

The information contained herein is not intended to replace the full product installation and safety information available or the experience of a trained product installer. You are required to thoroughly read all installation instructions and product safety information before beginning the installation of this product.