



Colt Series

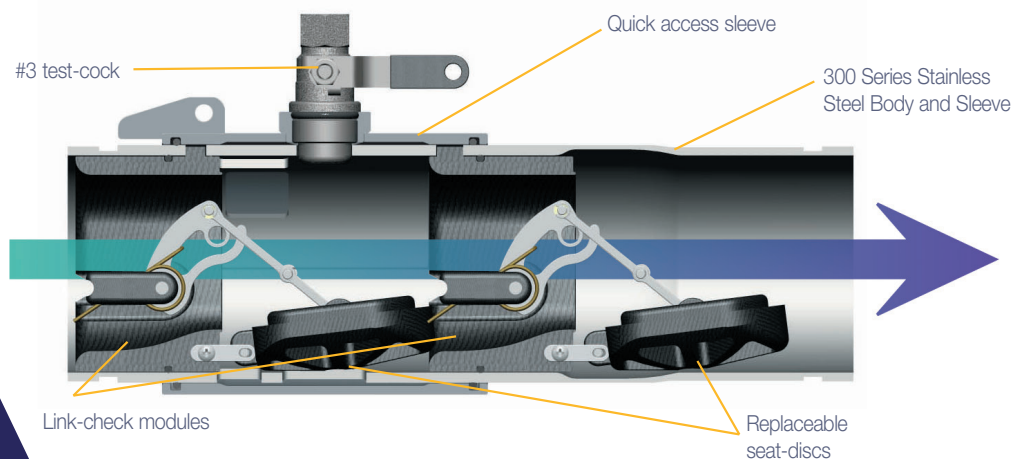
- 200 Double Check Assembly
- 300 Double Check Detector Assembly
- 400 Reduced Pressure Zone Assembly
- 500 Reduced Pressure Zone Assembly

Colt Features backflow assemblies

- Most compact design in the industry
- Entire valve body and closure sleeve manufactured from 300 Series Stainless Steel
- Approved with gate valves or UL/FM butterfly valves
- Approved for horizontal, vertical or "N" pattern installations
- Utilizes groove connections for ease of installation & pipe alignment
- Easily serviced & maintained
- Patented Link-check modules
- Smallest enclosure
- Minimizes flowswitch fluctuation



Cutaway View - full flow operation



Patent Nos. 6,220,282,
6,443,181, and 6,478,047

Excellence Matters — Specify It!




Maxim Series

200 Double Check Assembly

300 Double Check Detector Assembly

400 Reduced Pressure Zone Assembly

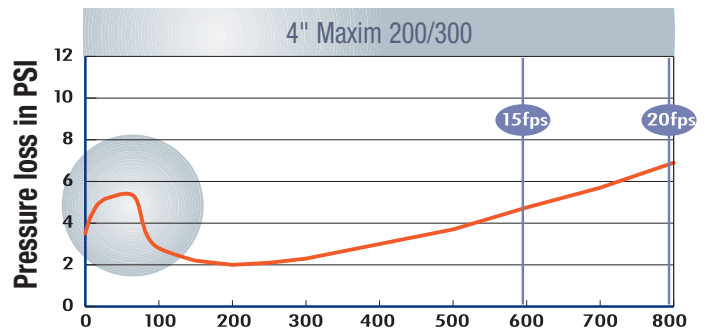
500 Reduced Pressure Zone Assembly



Features of Maxim backflow assemblies

- Specifically designed for high flow fire systems
- Entire valve body and closure sleeve manufactured from 300 Series Stainless Steel
- Approved with gate valves or UL/FM butterfly valves
- Approved for horizontal, vertical or "N" pattern installations
- Utilizes groove connections for ease of installation & pipe alignment
- Patented Link-check modules allow easy servicing & maintenance
- Quick Access Sleeve
- Eliminates flowswitch fluctuation

Please refer to watts.com for BAA information on specific models.



Excellence Matters — Specify It!



A WATTS Brand

USA: Backflow T: (978) 689-6066 • F: (978) 975-8350 • AmesFireWater.com
USA: Control Valves T: (713) 943-0688 • F: (713) 944-9445 • AmesFireWater.com
Canada: T: (888) 208-8927 • F: (888) 479-2887 • AmesFireWater.ca
Latin America: T: (52) 55-4122-0138 • AmesFireWater.com