

Technical Data

0 – 135 Ω CONVERTER 005

Literature	D005
Packaged weight	0.4 lb. (175 g), Enclosure E, glass reinforced modified PET
Dimensions	4-1/2" H x 2-7/8" W x 1-1/2" D (73 x 114 x 38 mm)
Approvals	CSA C US, meets ICES & FCC regulations for EMI/RFI.
Ambient conditions	-60 to 255° F (-50 to 125° C)

Limited Warranty and Product Return Procedure

Limited Warranty *The liability of tekmar under this warranty is limited. The Purchaser, by taking receipt of any tekmar product ("Product"), acknowledges the terms of the Limited Warranty in effect at the time of such Product sale and acknowledges that it has read and understands same.*

The tekmar Limited Warranty to the Purchaser on the Products sold hereunder is a manufacturer's pass-through warranty which the Purchaser is authorized to pass through to its customers. Under the Limited Warranty, each tekmar Product is warranted against defects in workmanship and materials if the Product is installed and used in compliance with tekmar's instructions, ordinary wear and tear excepted. The pass-through warranty period is for a period of twenty-four (24) months from the production date if the Product is not installed during that period, or twelve (12) months from the documented date of installation if installed within twenty-four (24) months from the production date.

The liability of tekmar under the Limited Warranty shall be limited to, at tekmar's sole discretion: the cost of parts and labor provided by tekmar to repair defects in materials and / or workmanship of the defective product; or to the exchange of the defective product for a warranty replacement product; or to the granting of credit limited to the original cost of the defective product, and such repair, exchange or credit shall be the sole remedy available from tekmar, and, without limiting the foregoing in any way, tekmar is not responsible, in contract, tort or strict product liability, for any other losses, costs, expenses, inconveniences, or damages, whether direct, indirect, special, secondary, incidental or consequential, arising from ownership or use of the product, or from defects in workmanship or materials, including any liability for fundamental breach of contract.

The pass-through Limited Warranty applies only to those defective Products returned to tekmar during the warranty period. This Limited Warranty does not cover the cost of the parts or labor to remove or transport the defective Product, or to reinstall the repaired or replacement Product, all such costs and expenses being subject to Purchaser's agreement and warranty with its customers.

Any representations or warranties about the Products made by Purchaser to its customers which are different from or in excess of the tekmar Limited Warranty are the Purchaser's sole responsibility and obligation. Purchaser shall indemnify and hold tekmar harmless from and against any and all claims, liabilities and damages of any kind or nature which arise out of or are related to any such representations or warranties by Purchaser to its customers.

The pass-through Limited Warranty does not apply if the returned Product has been damaged by negligence by persons other than tekmar, accident, fire, Act of God, abuse or misuse; or has been damaged by modifications, alterations or attachments made subsequent to purchase which have not been authorized by tekmar; or if the Product was not installed in compliance with tekmar's instructions and / or the local codes and ordinances; or if due to defective installation of the Product; or if the Product was not used in compliance with tekmar's instructions.

THIS WARRANTY IS IN LIEU OF ALL OTHER WARRANTIES, EXPRESS OR IMPLIED, WHICH THE GOVERNING LAW ALLOWS PARTIES TO CONTRACTUALLY EXCLUDE, INCLUDING, WITHOUT LIMITATION, IMPLIED WARRANTIES OF MERCHANTABILITY AND FITNESS FOR A PARTICULAR PURPOSE, DURABILITY OR DESCRIPTION OF THE PRODUCT, ITS NON-INFRINGEMENT OF ANY RELEVANT PATENTS OR TRADEMARKS, AND ITS COMPLIANCE WITH OR NON-VIOLATION OF ANY APPLICABLE ENVIRONMENTAL, HEALTH OR SAFETY LEGISLATION; THE TERM OF ANY OTHER WARRANTY NOT HEREBY CONTRACTUALLY EXCLUDED IS LIMITED SUCH THAT IT SHALL NOT EXTEND BEYOND TWENTY-FOUR (24) MONTHS FROM THE PRODUCTION DATE, TO THE EXTENT THAT SUCH LIMITATION IS ALLOWED BY THE GOVERNING LAW.

Product Warranty Return Procedure All Products that are believed to have defects in workmanship or materials must be returned, together with a written description of the defect, to the tekmar Representative assigned to the territory in which such Product is located. If tekmar receives an inquiry from someone other than a tekmar Representative, including an inquiry from Purchaser (if not a tekmar Representative) or Purchaser's customers, regarding a potential warranty claim, tekmar's sole obligation shall be to provide the address and other contact information regarding the appropriate Representative.

tekmar
Control Systems

tekmar Control Systems Ltd., Canada
tekmar Control Systems, Inc., U.S.A.
Head Office: 5100 Silver Star Road
Vernon, B.C. Canada V1B 3K4
(250) 545-7749 Fax. (250) 545-0650
Web Site: www.tekmarcontrols.com

Product design, software and literature
are Copyright © 2005 by:
tekmar Control Systems Ltd. tekmar
Control Systems, Inc.



tekmar[®]
Made in Canada



D 005

Data Brochure: 0 – 135 Ω Converter 005



The tekmar 0 – 135 Ω Converter 005 allows for the signal conversion of a 4 – 20 mA input signal from a control to a 0 – 135 Ω output signal. The 005 allows for conduit to directly attach to the enclosure. The 005 enclosure is flame-retardant and can withstand high temperatures.

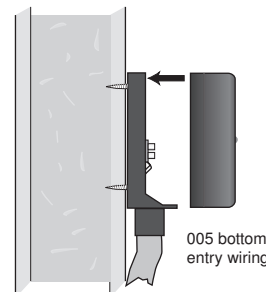
Installation

STEP ONE — GETTING READY

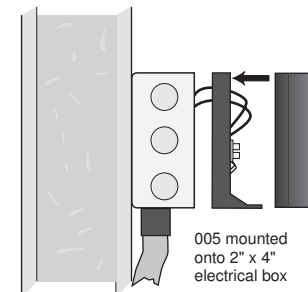
- Check the contents of this package. If any of the contents listed are missing or damaged, please contact your wholesaler or tekmar sales representative for assistance.
- Type 005 includes: One 0 – 135 Ω Converter 005 and Data Brochure D 005.

STEP TWO — MOUNTING THE CONVERTER BASE

- Remove the screw and pull the front cover off the converter enclosure.
- The 005 can either be mounted directly on a wall or on a 2" x 4" electrical box. When the 005 is wall mounted, the wiring should enter through the knockout on the bottom of the enclosure.
- The 005 should be located in a position such that it will not be accidentally damaged



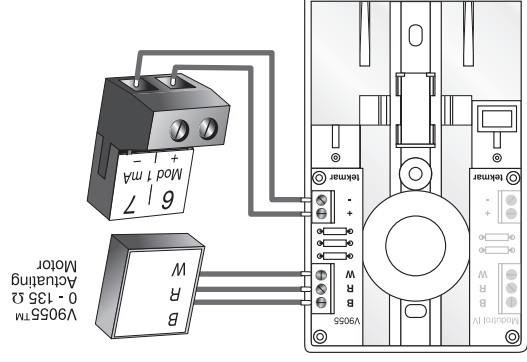
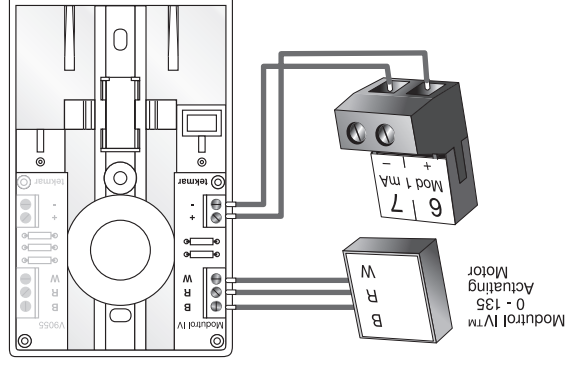
005 bottom
entry wiring



005 mounted
onto 2" x 4"
electrical box

STEP THREE WIRING

- All electrical wiring terminates in the 005 enclosure. The back and bottom have standard 7/8" (22 mm) knockouts that accept common wiring hardware and conduit fittings.
- The 005 has two separate converter circuits. One is for Modutrol IV™ gas valve actuating motors and the other is for V9055™ gas valve actuating motors.
- Select the appropriate conversion circuit for the installation.
- Use 18 AWG or similar wire to connect the positive (+) and negative (-) terminals to the modulating output on the control. The wire should be run through a grounded metal conduit.
- Use 18 AWG or similar wire to connect the W, R, and B terminals to the W, R, and B terminals on the gas valve actuator wiring terminals. The wire should be run through a grounded metal conduit.
- Replace the front cover of the enclosure.



Notes