

# Engineering Specification

Job Name \_\_\_\_\_

Contractor \_\_\_\_\_

Orion Representative \_\_\_\_\_

Approval Date \_\_\_\_\_

Quantity Required \_\_\_\_\_

Contractor's P.O. No \_\_\_\_\_

Please e-mail your signed and completed submittal, tank quote and purchase order to [oriontanks@wattswater.com](mailto:oriontanks@wattswater.com).

## T14

### Double Wall Bolted Top Tank

#### Specification

Orion T14 Double Wall Tank will be cylindrical, seamless, stress and defect free, rotationally molded construction to uniform wall thickness from virgin PE resins conforming to ASTM D 1248, with **single FIP inlet with dip tube, outlet and vent as standard.** All penetrations will be heat fused to tank wall. Double wall construction will consist of two nested Orion T5 tanks, sized to allow for a minimum 2" interstitial space, with supporting ribs to center internal tank. **Standard non-load bearing tank covers will be gasketed and bolted to each tank.**

Call customer service if you need assistance with technical details.

#### Tank Size

Check One	Capacity		Dimensions (In.)					
	Inner/Outer USG	Ht.	Dia.	Cover Dia.	Std. I/O/V Size (In.)	C	D	
<input type="checkbox"/>	5/30	29.5	18	20.5	2/2/2	12	13	
<input type="checkbox"/>	15/55	33	22	26	3/3/2	12.25	13.25	
<input type="checkbox"/>	30/55	33	22	26	3/3/2	25.50	26.50	
<input type="checkbox"/>	55/150	48.50	30	34.50	3/3/2	29	30	
<input type="checkbox"/>	100/200	53.25	37.25	41.25	4/4/3	44	45	
<input type="checkbox"/>	150/200	53.25	37.25	41.25	4/4/3	44.50	45.50	
<input type="checkbox"/>	180/360	47.75	47.50	51.75	4/4/3	38.50	39.50	
<input type="checkbox"/>	200/500	60	52	57	4/4/3	49.25	50.25	
<input type="checkbox"/>	275/600	84	48	53	4/4/3	43	44	
<input type="checkbox"/>	360/1200	84	69	74	4/4/3	43.75	44.75	
<input type="checkbox"/>	500/1200	84	69	74	4/4/3	56	57	
<input type="checkbox"/>	600/1200	84	69	74	4/4/3	80	81	

Connections & Covers		Access Options & Support	
<input type="checkbox"/>	Optional No Hub Connections (FIP Std)	<input type="checkbox"/>	4" Cleanout Access
<input type="checkbox"/>	Optional Flanged Connections (FIP Std)	<input type="checkbox"/>	6" Cleanout Access
<input type="checkbox"/>	Tank Anchor Flange	<input type="checkbox"/>	12" Gamma Top Access
<input type="checkbox"/>	Reinforcing Anchor Flange	<input type="checkbox"/>	16" Gamma Top Access
<input type="checkbox"/>	Fiberglass Wrap*	<input type="checkbox"/>	20" x 3/4" Bolted Access
<input type="checkbox"/>	3/4" Plastic Cover	<input type="checkbox"/>	24" x 3/4" Bolted Access
<input type="checkbox"/>	1/4" Steel x 3/4" Plastic Cover (Not to be used in conjunction w/Access Options)	<input type="checkbox"/>	High Level Alarm
		<input type="checkbox"/>	DualStn/Lvl/Leak Alarm

Verify all selections with your local Orion rep - tank products and accessory equipment are non-cancelable & non-returnable.

#### Connection Locations & Sizes (Select only one locations box)

##### ☐ Standard Locations:

Inlet-at 9:00  
Outlet-at 3:00  
Vent-at 6:00

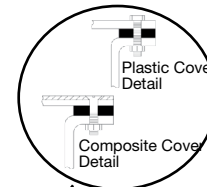
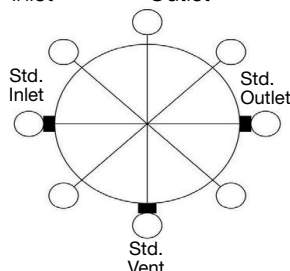
##### ☐ Custom Locations - C & D Dimensions Required:

Indicate desired locations in the small circles of the top-view diagram below.

##### I-Inlet O-Outlet V-Vent

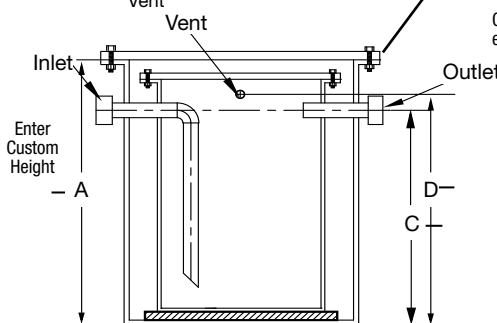
##### ☐ Custom Sizes: Indicate 2", 3", 4", or 6" in corresponding connection-type box.

Inlet Outlet Vent



**Side View:** Indicate desired custom dimensions in boxes C and D found below.

**Note:** Specifying a custom C dimension will alter the effective tank capacity.



#### Tank Extension

If required tank height exceeds standard height (A) for a buried tank, an extension may be required. Please check extension option box above. Extension height will be verified by Orion Technical Support.

#### Note:

Tanks are made to +0.25 in. tolerance.

All tank dimensions (Dia. x H) are +/- 3%.

### NOTICE

The information contained herein is not intended to replace the full product installation and safety information available or the experience of a trained product installer. You are required to thoroughly read all installation instructions and product safety information before beginning the installation of this product.

**\* CALIFORNIA PROP 65 WARNING:** This product can expose you to chemicals including benzene which is known to the State of California to cause cancer and birth defects or other reproductive harm. For more information go to [www.P65Warnings.ca.gov](http://www.P65Warnings.ca.gov).

Orion product specifications in U.S. customary units and metric are approximate and are provided for reference only. For precise measurements, please contact Orion Technical Service. Orion reserves the right to change or modify product design, construction, specifications, or materials without prior notice and without incurring any obligation to make such changes and modifications on Orion products previously or subsequently sold.

# ORION®

## A WATTS Brand

USA: T: (800) 334-6259 • [OrionFittings.com](http://OrionFittings.com)

Canada: T: (888) 208-8927 • [OrionFittings.ca](http://OrionFittings.ca)

Latin America: T: (52) 55-4122-0138 • [OrionFittings.com](http://OrionFittings.com)