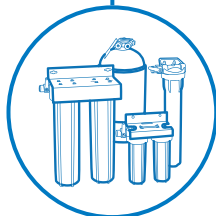
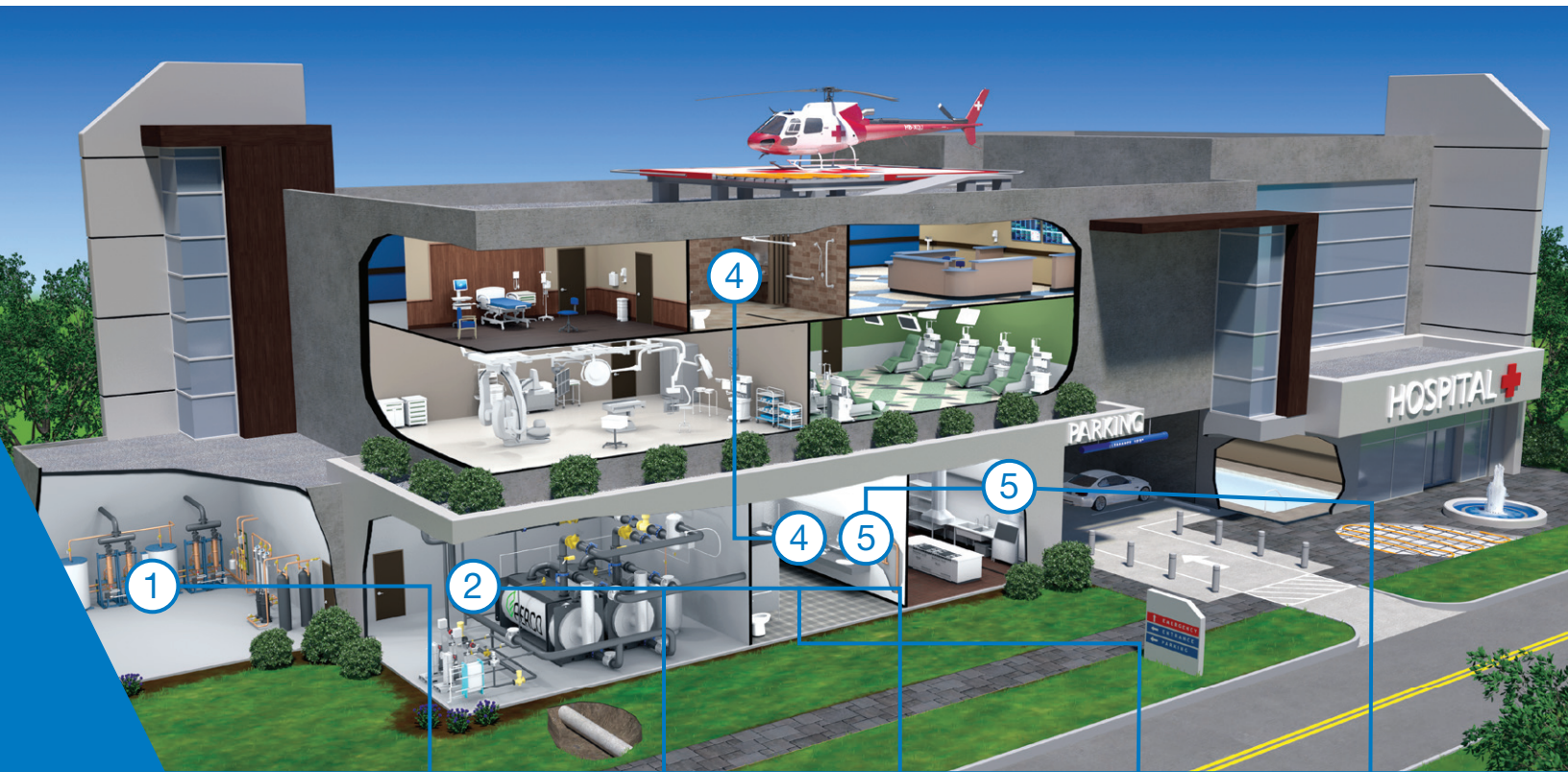
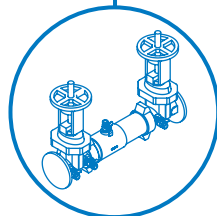


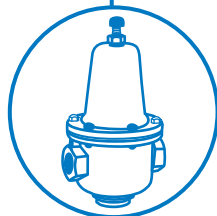
# Save Time with Your One-Stop Tool for Project Specifications



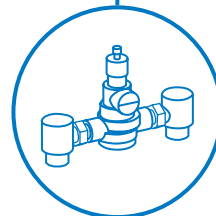
Water Quality



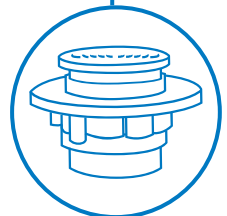
Backflow Preventer



Pressure Reducing Valve



Mixing Valve



Floor/Trench Drain

## Why Engineers Use SpecHUB

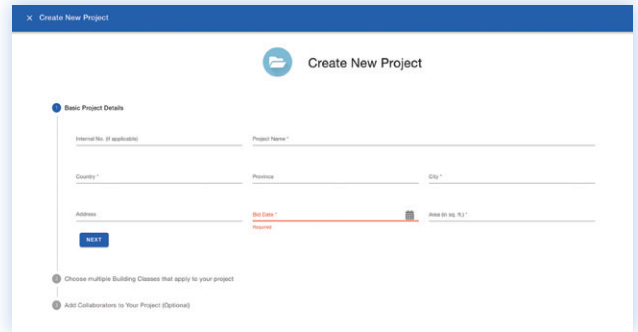
- **Save** time researching products with instant access to all the product information owners, architects, and contractors need
- **Save** time creating written specs, plumbing schedules, BIM files, submittals, and more
- **Specify** and select Watts products according to building requirements and codes
- **Share** project information and product selections easily with colleagues



START YOUR  
SPEC TODAY ON  
Watts.com/SpecHUB

## Step 1: Log In & Start Project

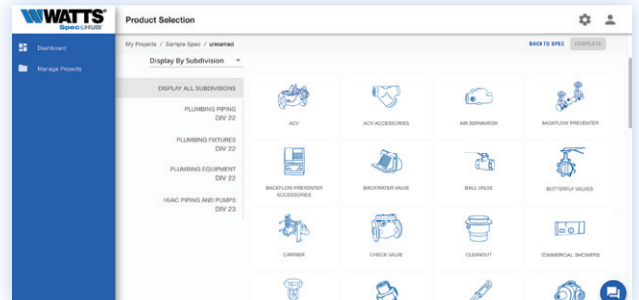
Click the “**Create a Project**” link and fill out the new project form.



## Step 2: Choose Your Products

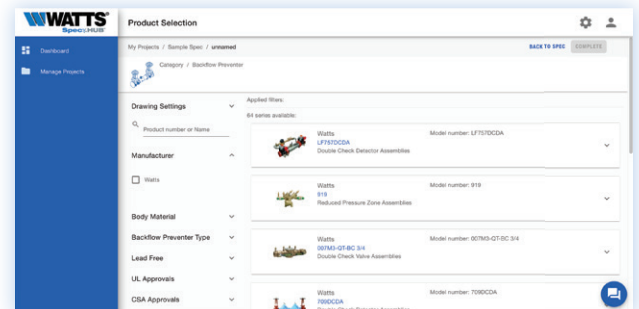
Research any Watts product by category:

- Plumbing & Flow Control Solutions
- Water Quality
- Drainage Solutions



## Step 3: Filter

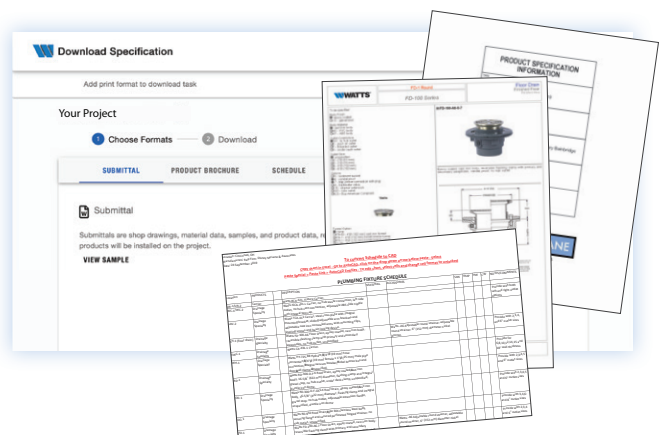
Use the filters to narrow your selections, find what you need, and configure the products required for the project.



## Step 4: Download Your Spec

Download the coordinated project specification as:

- Schedule
- Written Spec
- Submittals
- and more



**USA:** T: (978) 689-6066 • F: (978) 975-8350 • Watts.com

**Canada:** T: (888) 208-8927 • F: (888) 479-2887 • Watts.ca

**Latin America:** T: (52) 55-4122-0138 • Watts.com