

Engineering Specification

Job Name _____
Job Location _____
Engineer _____
Approval _____

Contractor _____
Approval _____
Contractor's P.O. No. _____
Representative _____

TCA-411-WLA / TCA-411-WC-WLA

Floor Mounted Concealed Arm "Track" Lavatory Carrier w/Waste Line Access

Specification

Watts TCA-411-WLA / TCA-411-WC-WLA epoxy coated floor mounted concealed arm track lavatory carrier with heavy gauge steel offset uprights and integral waste line access, steel cross plate with integral mounting brackets, sliding adjustable arm brackets, and adjustable cast iron concealed arms with leveling screws, and basin locking device. Carrier complies with requirements of ASME A12.6.1M up to a 250 lb. (113 kg) static load.

Call customer service if you need assistance with technical details.

Options	
Suffix	Description
-M42	42" Long Carrier Leg
-M54	2" Chrome Plated Escutcheons
-M55	4" Chrome Plated Escutcheons

Note: Specify TCA-411-WC for 27" x 20" Lavatories

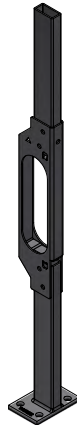
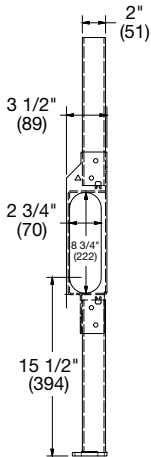
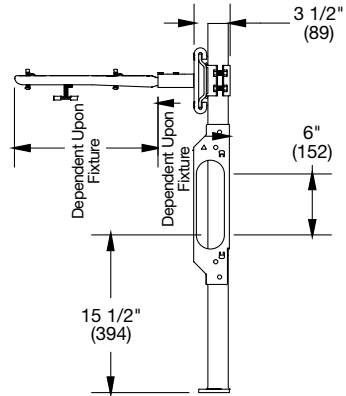
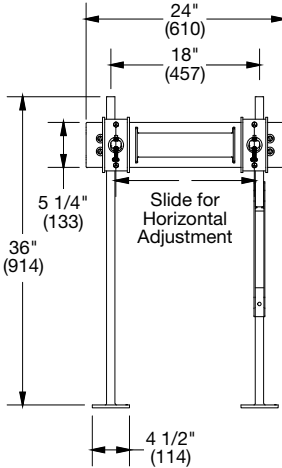
NOTICE

Anchor legs to concrete floor with minimum 1/2"(13) anchor bolts (by others).

NOTICE

The information contained herein is not intended to replace the full product installation and safety information available or the experience of a trained product installer. You are required to thoroughly read all installation instructions and product safety information before beginning the installation of this product.

Watts product specifications in U.S. customary units and metric are approximate and are provided for reference only. For precise measurements, please contact Watts Technical Service. Watts reserves the right to change or modify product design, construction, specifications, or materials without prior notice and without incurring any obligation to make such changes and modifications on Watts products previously or subsequently sold.



USA: T: (800) 338-2581 • Watts.com
Canada: T: (888) 208-8927 • Watts.ca
Latin America: T: (52) 55-4122-0138 • Watts.com

