

## Engineering Specification

Job Name \_\_\_\_\_

Contractor \_\_\_\_\_

Job Location \_\_\_\_\_

Approval \_\_\_\_\_

Engineer \_\_\_\_\_

Contractor's P.O. No. \_\_\_\_\_

Approval \_\_\_\_\_

Representative \_\_\_\_\_

# LEAD FREE\*

## Deringer™ 30 Double Check Detector Assembly DCDA-II

### 2" – 8"

The Deringer™ 30 Double Check Detector assembly prevents non-health hazard pollutants from entering a potable water supply system when backpressure and/or backsiphonage conditions occur. Used primarily on fire sprinkler systems when monitoring of unauthorized water use is required.

### Features

- Integral shutoff valves for indoor or outdoor application
- 100% stainless steel housing
- Tamper-resistant test cocks
- Patented Dual-action™ check modules
  - Poppet action at low flow
  - Swing action at high flow
- Lead Free\* Bronze bypass components
- CuFt or gallons bypass meter
- DCDA-II single check bypass
- Silicone elastomer check discs
- Prewired supervisory switches
- Flange adapters available
- IPS grooved ends

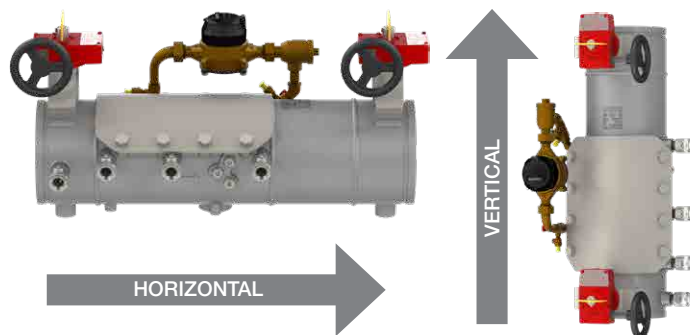
### Specification

The Deringer 30 Double Check Detector assembly shall use two independent Dual-action check modules and two integral resiliently seated shutoff valves, all of which shall be contained within a single rigid valve housing constructed entirely of 304 stainless steel. Both integral shutoff valves shall include prewired supervisory tamper switches contained within a weatherproof actuator housing approved for both indoor and outdoor use. The Dual-action check modules shall operate as a "poppet style" check under low flow conditions, operate as a "swing style" check under high flow conditions, and use replaceable silicone elastomer sealing discs. The assembly test cocks shall be handle-less and operate by a tamper resistant actuator. The assembly shall have a single full access service port and cover with an in-line replaceable elastomer seal. The bypass assembly

\*The wetted surface of this product contacted by consumable water contains less than 0.25% of lead by weight.

Noryl is a registered trademark of SHPP Global Technologies B.V.

Ames Fire & Waterworks product specifications in U.S. customary units and metric are approximate and are provided for reference only. For precise measurements, please contact Ames Fire & Waterworks Technical Service. Ames Fire & Waterworks reserves the right to change or modify product design, construction, specifications, or materials without prior notice and without incurring any obligation to make such changes and modifications on Ames Fire & Waterworks products previously or subsequently sold.



Approved for Fire Protection, Waterworks, Plumbing, and Irrigation Applications

shall include a meter registering either gallons or cubic feet, a single check valve, and required test cocks. The assembly shall be serviceable without special tools and approved for both horizontal and vertical applications.

### Materials

Valve Housing:	304 Stainless Steel
Valve Cover:	304 Stainless Steel
SOV Disks:	EPDM/304SS
SOV Shafts:	304 Stainless Steel
Bypass Spring	302 Stainless Steel
SOV Bearings:	PTFE Fluoropolymer/Bronze
Non-wetted Bolts:	Grade 8 Zinc Plated
Check Disks:	Silicone (NSF)
Wetted Fasteners:	18-8 Stainless Steel
Bypass Components:	Lead Free Bronze
Check Springs:	17-7 Stainless Steel
Check Pins:	17-7/18-8 Stainless Steel
Check Seats:	Noryl® Polymer (NSF)
O-rings:	Buna-N (NSF)
Bypass Internals:	ABS Polymer (NSF)

### Pressure — Temperature

Temperature Range: 33°F – 140°F

Working Pressure: 10 – 175 psi

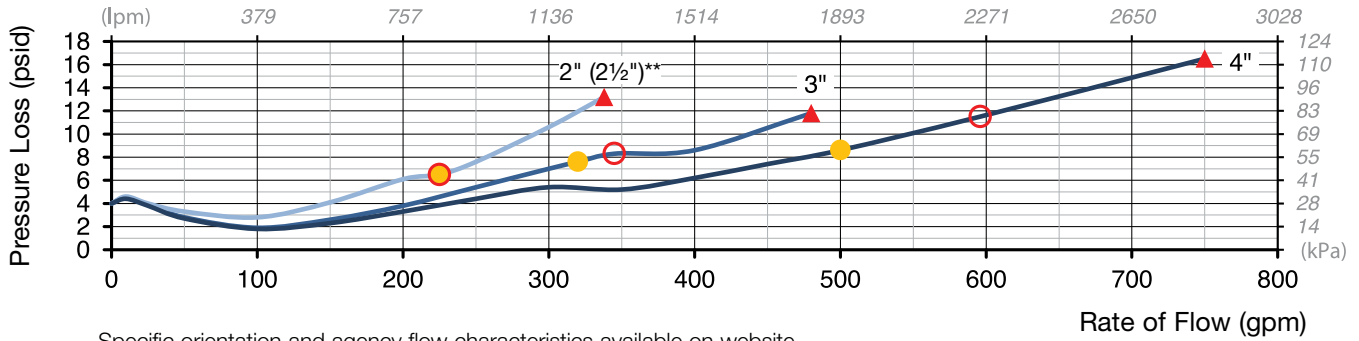
### NOTICE

The information contained herein is not intended to replace the full product installation and safety information available or the experience of a trained product installer. You are required to thoroughly read all installation instructions and product safety information before beginning the installation of this product.

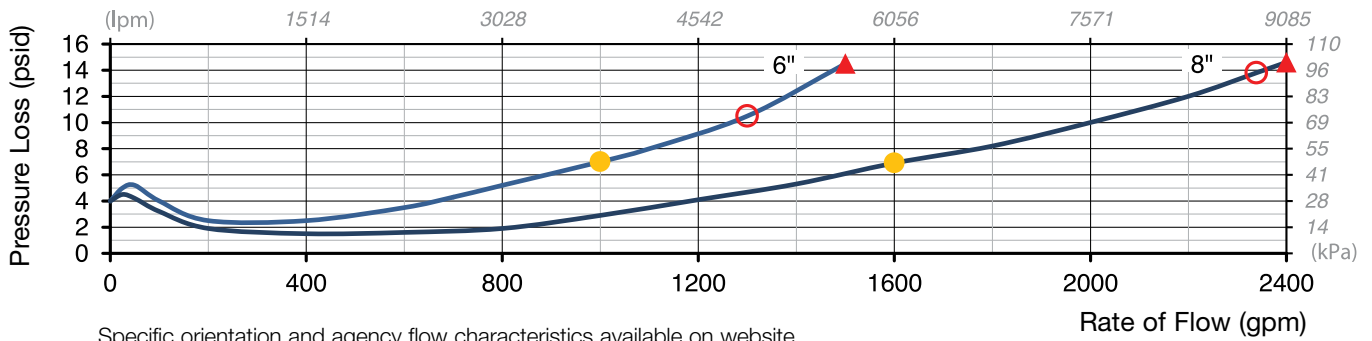


● = Rated Flow ▲ = UL Tested ○ = 15 fps

## Flow Performance



Specific orientation and agency flow characteristics available on website



Specific orientation and agency flow characteristics available on website

## Standards

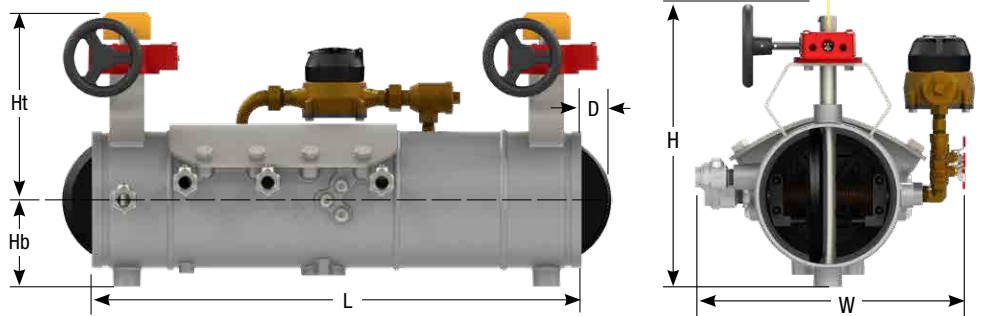
- AWWA C510-07 Compliant
- NSF/ANSI/CAN 61
- UL Certified Health Effects
- UL Certified to NSF/ANSI/CAN 372
- LEAD FREE

### End Connections

- IPS Groove for Steel Pipe: AWWA C606
- Flange Adapters: ANSI B16.1 Class 125



## Dimensions – Weights



Size	Model	Ht		Hb		L		D		H		W		Weight	
in.		in.	mm	in.	mm	in.	mm	in.	mm	in.	mm	in.	mm	lb	kg
2(2 1/2)**	30	7.1	180	2.9	74	22.3	566	0.0	0	10.0	254	11.0	279	52	24
2 1/2	30	7.1	180	2.9	74	18.7	475	0.0	0	10.0	254	11.0	279	47	21
3	30	7.4	188	2.9	74	18.7	475	0.0	0	10.3	262	11.0	279	49	22
4	30	7.9	201	3.1	79	18.7	475	0.2	5	11.0	279	11.0	279	51	23
6	30	10.1	257	4.5	114	25	726	1.0	25	14.6	370	16.9	429	99	45
8	30	10.4	264	5.4	137	31.0	787	1.8	46	15.8	401	13.8	351	150	68

\*\*2" size uses a 2 1/2" assembly with 2 1/2" groove to 2" female NPT adapter and couplings. Adapter and couplings ship unassembled.



**A WATTS Brand**

USA: Backflow T: (978) 689-6066 • F: (978) 975-8350 • AmesFireWater.com  
 USA: Control Valves T: (713) 943-0688 • F: (713) 944-9445 • AmesFireWater.com  
 Canada: T: (905) 332-4090 • F: (905) 332-7068 • AmesFireWater.ca  
 Latin America: T: (52) 55-4122-0138 • AmesFireWater.com