

Engineering Specification

Job Name _____

Contractor _____

Job Location _____

Approval _____

Engineer _____

Contractor's P.O. No. _____

Approval _____

Representative _____

LEAD FREE*

Deringer™ 40X Low Head Loss Reduced Pressure Zone Assembly

4"

The Deringer™ 40X Reduced Pressure (RP) Zone assembly prevents non-health hazard pollutants and hazardous contaminants from entering a potable water supply system when backpressure and/or backsiphonage conditions occur.

Features

- Oversized checks for extreme performance
- Integral shutoff valves designed for indoor or outdoor application
- 100% stainless steel housing
- Tamper-resistant test cocks
- Stainless steel braided wire sensing line
- Balanced chamber relief valve requiring no sliding seals
- Patented Dual-action™ check modules
 - Poppet action at low flow
 - Swing action at high flow
- Prewired supervisory switches
- Poppet action first check for more reliable relief valve closure
- Flanged adapters available
- IPS grooved ends


Specification

Deringer 40X Reduced Pressure (RP) Zone assembly shall use two independent check modules and two integral resiliently seated shutoff valves, all of which shall be contained within a single rigid valve housing constructed entirely of 304 stainless steel. Both integral shutoff valves shall include prewired supervisory tamper switches contained within a weatherproof actuator housing approved for both indoor and outdoor use. Dual-action second check module shall operate as a "poppet style" check under low flow conditions, operate as a "swing style" check under high flow conditions, and use replaceable silicone elastomer sealing discs. The assembly test cocks shall be handle-less and operate through a tamper-resistant actuator. The assembly shall have a single full access service port and cover with an in-line replaceable elastomer seal. The

*The wetted surface of this product contacted by consumable water contains less than 0.25% of lead by weight.

Noryl is a registered trademark of SHPP Global Technologies B.V.

Ames Fire & Waterworks product specifications in U.S. customary units and metric are approximate and are provided for reference only. For precise measurements, please contact Ames Fire & Waterworks Technical Service. Ames Fire & Waterworks reserves the right to change or modify product design, construction, specifications, or materials without prior notice and without incurring any obligation to make such changes and modifications on Ames Fire & Waterworks products previously or subsequently sold.



Approved for Fire Protection, Waterworks, Plumbing, and Irrigation Applications

relief valve shall operate using only static seals (zero dynamic/sliding seals). All wetted surface relief valve components shall be constructed of stainless steel. The assembly shall be serviceable without special tools.

Materials

Valve Housing:	304 Stainless Steel
Valve Cover:	304 Stainless Steel
SOV Disks:	EPDM/304SS
SOV Shafts:	304 Stainless Steel
RV Spring:	302 Stainless Steel
SOV Bearings:	PTFE Fluoropolymer/Bronze
Non-wetted Bolts:	Grade 8 Zinc Plated
Check Disks:	Silicone (NSF)
Wetted Fasteners:	18-8 Stainless Steel
RV Housing:	304 Stainless Steel
Check Springs:	17-7 Stainless Steel
Check Pins:	17-7/18-8 Stainless Steel
Check Seats:	Noryl® Polymer (NSF)
O-rings:	Buna-N (NSF)
RV Hose:	Braided Stainless Steel Wire

Pressure — Temperature

Temperature Range: 33°F – 140°F

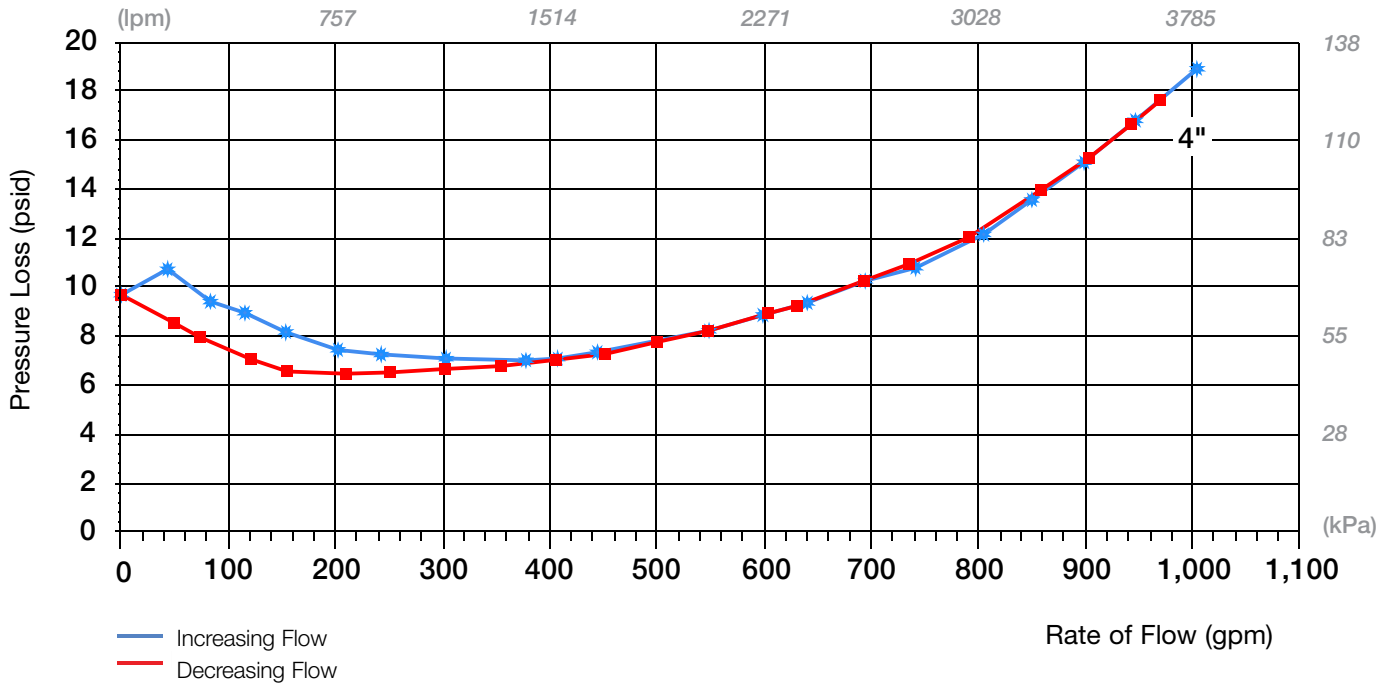
Working Pressure: 10 – 175 psi

NOTICE

The information contained herein is not intended to replace the full product installation and safety information available or the experience of a trained product installer. You are required to thoroughly read all installation instructions and product safety information before beginning the installation of this product.



Flow Performance

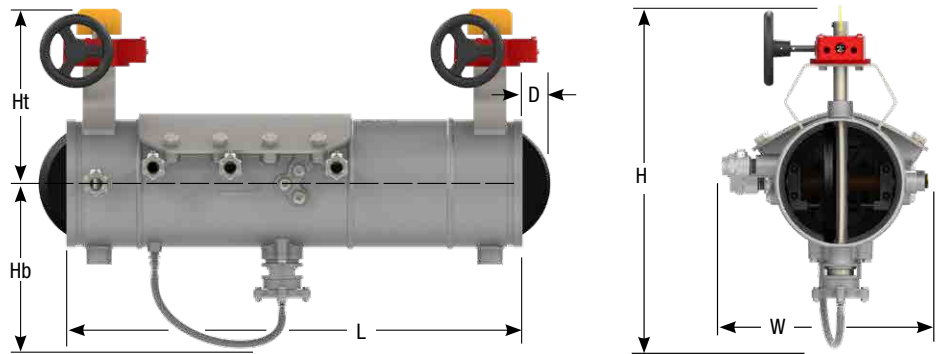


Standards

- AWWA C511-07 Compliant
- ANSI/NSF/CAN 61
- UL Certified Health Effects
- UL Certified to ANSI/NSF/CAN 372
- LEAD FREE
- End Connections
 - IPS Groove for Steel Pipe: AWWA C606
 - Flange Adapters: ANSI B16.1 Class 125



Dimensions — Weights



Size	Model	Ht		Hb		L		D		H		W		Weight	
in.		in.	mm	in.	mm	in.	mm	in.	mm	in.	mm	in.	mm	lb	kg
4	40X	8.6	218	10.5	267	23.6	599	1.0	25	19.0	483	12.2	310	57	26



A WATTS Brand

USA: Backflow T: (978) 689-6066 • F: (978) 975-8350 • AmesFireWater.com
USA: Control Valves T: (713) 943-0688 • F: (713) 944-9445 • AmesFireWater.com
Canada: T: (888) 208-8927 • F: (905) 481-2316 • AmesFireWater.ca
Latin America: T: (52) 55-4122-0138 • AmesFireWater.com